



Model shown CP57E362SB

Powered by the exclusive **iQ Blower System™** with **GPS Technology** for the quietest, most energy efficient and fastest smoke & odor removal available in a range hood; external blowers offered separately

LED lighting has an extremely long lifespan; lamps may never need replacement

Mesh lined Hi-Flow™ baffle filters and removable grease rail provide supreme grease capture

Works with optional Universal Make-Up Air Dampers, sold separately

Model Numbers:

- CP55IQ369SB CP571QT369SB CP571QT482SB CP571QT602SB CP57E362SB CP57E602SB
 CP55IQ429SB CP571QT489SB CP571QT542SB CP571QT662SB CP57E482SB



Integrated electronic controls include delay-off to continue ventilation after cooking and filter clean reminder to keep the kitchen smelling fresh.



LED lighting produces beautiful bright, clean light using minimal energy.



Hi-Flow™ baffle filters for excellent ventilation efficiency.



Shown: CP571QT482SB

Hood Sizes

iQ Blower Widths 36", 42", 48" in 19.25" depth
48", 54", 60", 66", in 22.5" depth

External Blower Widths 36", 48", 60" in 22.5" depth

Finish

Stocked	Brushed Professional Grade Stainless Steel
Special Order	Not Available

Features

Light Type	LED 6-watts
Number of Lamps	2 on 36", 42" and 48" 4 on 54", 60" and 66"
Lighting Levels	1
Lighting Lamps Included	Yes
Control Type	3-Speed, Plus Boost Electronic
Control Features	Heat Sentry™, Delay Off, Filter Clean Reminder
Control Remote	ACR2 optional
Filter: Standard	Stainless Steel Mesh Lined Hi-Flow™ Baffle
Filter: Options	Not Available
Non-ducted Capability	Yes for CP55

Blower Options

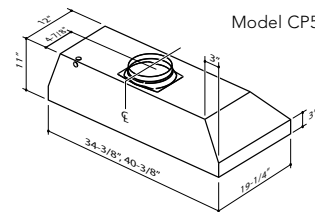
Internal	iQ6	iQ12			
Vertical CFM	600	1200			
Vertical Sones High/Low	<0.3/8.5	<0.3/10.0			
External In-line	ILB3	ILB6	ILB9	ILB11	
Max CFM	280	600	800	1100	
Sone levels are typically half of comparable CFM internal blowers.					
External Exterior	EB6	EB9	EB12	EB15	
Max CFM	600	900	1200	1500	
Sone levels are typically half of comparable CFM internal blowers.					

Accessories

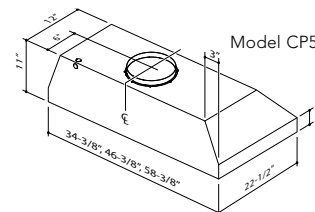
Universal MUA Damper	MD6TU, MD8TU, MD10TU
Non-Duct Kit	ANKCP55, for CP55 only
Non-duct Filter	AFCROUND2 for CP55

Installation Requirements

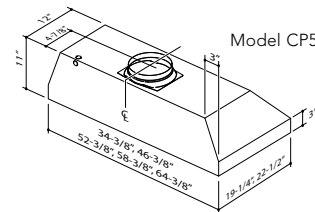
Amps @ 120V: Internal Blower	CP55IQ: 4.7A, CP571QT: 8.3A
Amps @ 120V: External Blower	CP57E: 7.0A
Electrical Connection	Direct Wire
Duct Size: Internal Blower	iQ6: 8", iQ12: 10"
Duct Size: External Blower	10"
Duct Direction	Vertical
Backdraft Damper	Included



Model CP55IQ


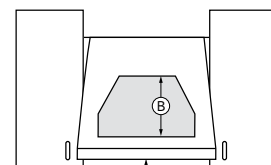


Model CP57E



Model CP57IQ

Only the 46-3/8" width is available in both depths



A. Installation height above the cooking surface 24-30"

B. The distance from bottom of range hood to top of range hood: 11"

