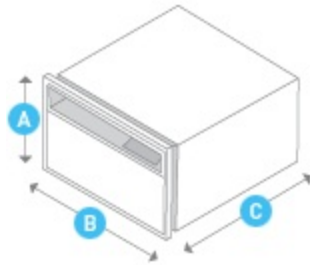
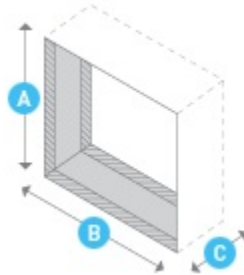


Uni-Fit UCT14A30A

Cooling BTU: **14000**
 EER: **9.4**
 CEER: **9.3**



Chasis Dimensions
 Height: **14 1/2"**
 Width: **24 3/16"**
 Depth: **20 5/16"**



**Through-the-Wall
 Finished Hole Dimensions**
 Height: **15 3/4"**
 Width: **26 1/8"**
 Depth: **16 1/4"**

Additional Measurement Information
 Depth to Louvers: **16 1/4"**
 Sleeve Size: **USC**

Detailed Electrical Information

 Voltage: **115**
 Cooling Amps: **7.2**

Additional Specification Details
 Air Circulation: **265 cubic feet per minute**
 Est. Yearly Operating Costs: **\$135**
 Moisture Removal: **2.2 pints per hour**
 Net Weight: **119 lbs**
 Shipping Weight: **123 lbs**


U.S. Government Federal Law prohibits removal of label before consumer purchase

ENERGYGUIDE

Room Air Conditioner Friedrich Air Conditioning Co.
 WITHOUT REVERSE CYCLE Model: UCT14A30A
 WITHOUT LOUVERED SIDES Capacity: 14000BTU

Estimated Yearly Energy Cost

\$135

\$117  \$158
 Cost Range of Similar Models

9.3
 Combined Energy Efficiency Ratio

Your cost will depend on your utility rates and use.

* Cost range based only on models of similar capacity WITHOUT REVERSE CYCLE and WITHOUT LOUVERED SIDES.
 • Estimated energy cost based on a national average electricity cost of .13 cents per kWh and a seasonal use of 8 hours a day over a 3 month period.
 • For more information, visit www.ftc.gov/energy.