

JP3530DJ/TJ

GE® 30" Built-In Knob Control Electric Cooktop

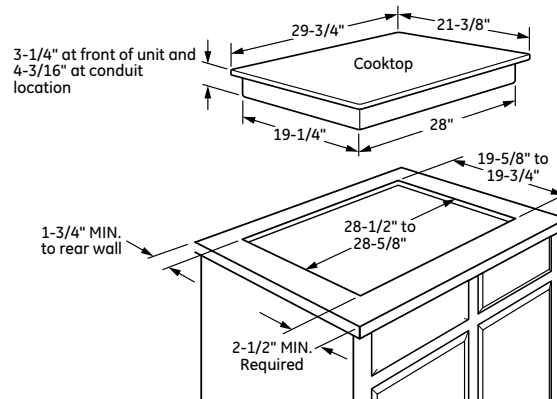
DIMENSIONS AND INSTALLATION INFORMATION (IN INCHES)

IMPORTANT: Requires a 5" free area between the bottom of the cooktop to any combustible material, i.e., shelving. Free area not required when installing wall oven underneath cooktop. Refer to installation instructions. Requires a 15" minimum from cooktop to adjacent overhead cabinets. Units are furnished with a 48" flexible armored cable.

NOTE: 30" Ribbon cooktops are approved for use over select GE 27" and GE 30" Single Wall Ovens and Warming Drawers. Refer to cooktop and wall oven/warming drawer installation instructions packed with product for current dimensional data. If installed with a GE Telescopic Downdraft System, consult both the cooktop and downdraft installation instructions packed with product before installing. Cooktop gas/electric supply may need to be re-routed to install downdraft. The countertop cutout requires 23-1/2" minimum flat countertop surface and 25" minimum total countertop depth. In addition, other clearances to front edge of the countertop must be considered. **Before installing, consult installation instructions packed with product for current dimensional data.**

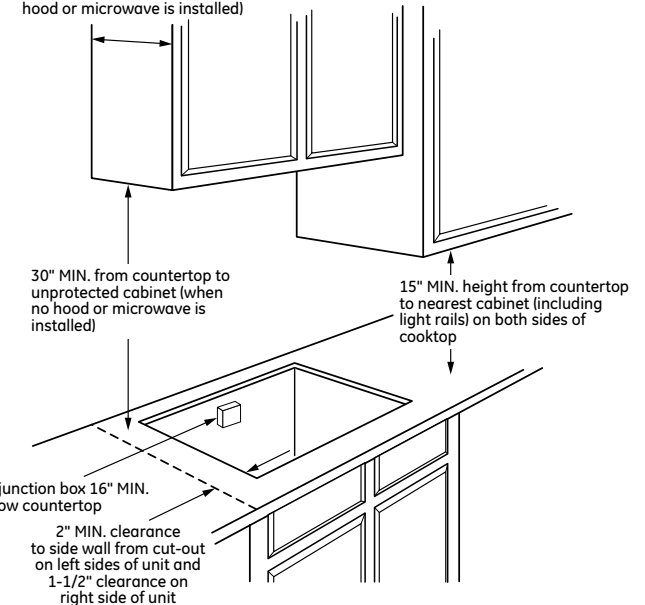
CUTOUT FILLER TRIM KIT: A filler trim kit is available for use if your countertop cutout is larger than the dimension shown, up to 29-13/16" x 20-7/16". Order JXTR32B for black or JXTR32W for white, to reduce the cutout opening for installation of this cooktop. These kits may be ordered from your GE Dealer.

APPROXIMATE COOKING DIMENSIONS



To insure accuracy, it is best to make a template when cutting the opening in the counter

13" MAX. depth of unprotected overhead cabinets (when no hood or microwave is installed)



KW Rating	
240V	8.3
208V	7.2
Amperage	
240V	34.6 Amps†
208V	34.6 Amps†

†Note: Check local codes for required breaker size



GE APPLIANCES

For answers to your Monogram,® GE Profile™ or GE® appliance questions, visit our website at geappliances.com or call GE Answer Center® service, 800.626.2000.



Listed by Underwriters Laboratories

JP3530DJ/TJ

GE® 30" Built-In Knob Control Electric Cooktop

FEATURES AND BENEFITS

Four radiant cooking elements - Cook foods quickly and evenly on this sleek, glass surface

6"/9" Power Boil element - Use different pan sizes on this single, 3,100-watt flexible element that produces rapid powerful heat

8" Power Boil element - Get rapid heat from this powerful 2,500-watt element

Keep Warm setting - Keep food warm with GE's lowest heat setting or boil water in minutes with this fully functional 6" element

Melt setting - Gently melt delicate foods without burning or scorching

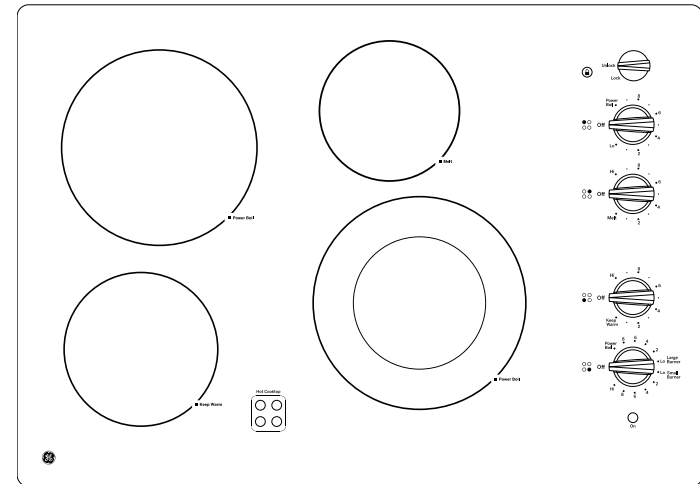
Control lock capability - Protects against unintended activation

Hot surface indicator lights - Know when elements are too hot to touch with a quick glance

Cooktop "On" indicator light - A light lets you know when an element is active

Model JP3530TJWW - True white

Model JP3530DJBB - Black on black



GE APPLIANCES