

# KitchenAid® Range Hood - 36" (91.4 cm) and 48" (121.9 cm)

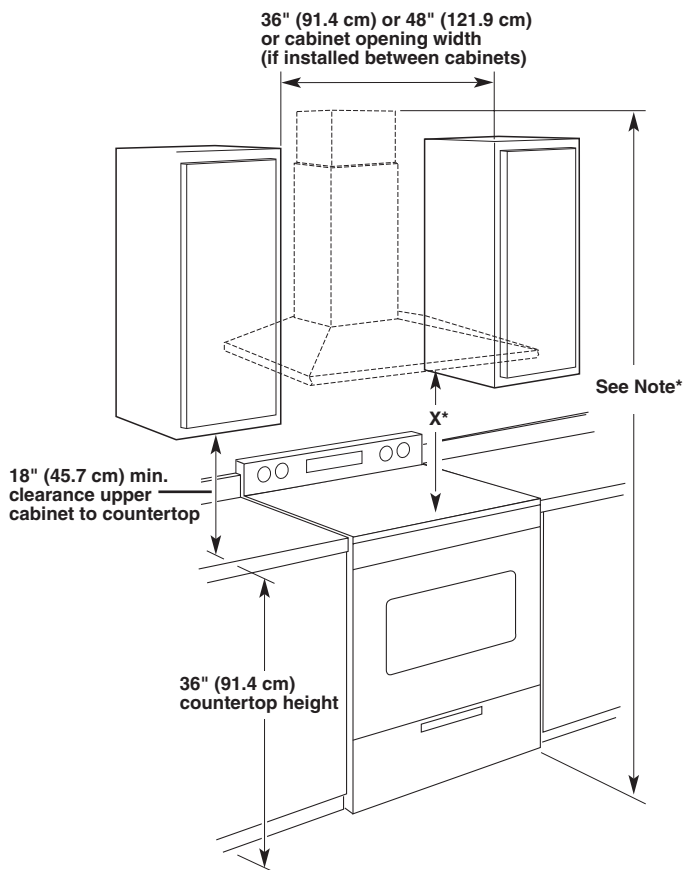
## PRODUCT MODEL NUMBERS

KXW9736Y      KXW9748Y

## Electrical Requirements:

- A 120 volt, 60 Hz., AC only, 15-amp, fused electrical circuit is required.
- If the house has aluminum wiring, follow the procedure below:
  1. Connect a section of solid copper wire to the pigtail leads.
  2. Connect the aluminum wiring to the added section of copper wire using special connectors and/or tools designed and UL listed for joining copper to aluminum.
 Follow the electrical connector manufacturer's recommended procedure. Aluminum/copper connection must conform with local codes and industry accepted wiring practices.

## CABINET OPENING DIMENSIONS



## IMPORTANT:

Minimum distance "X": 24" (61 cm) from electric cooking surfaces

Minimum distance "X": 30" (76.2 cm) from gas cooking surfaces

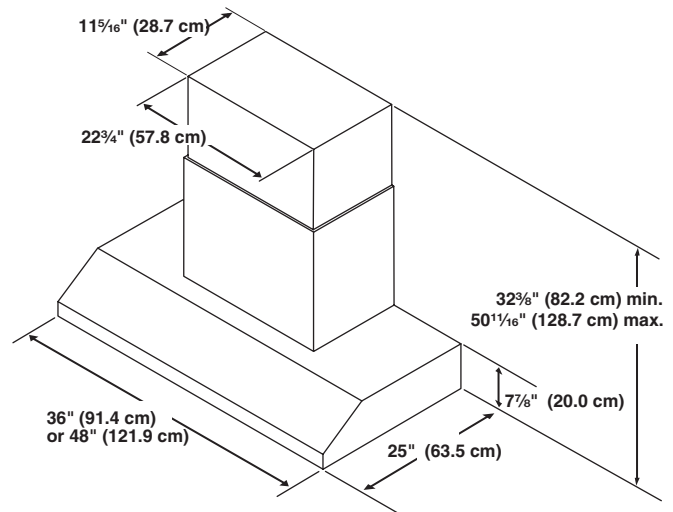
The chimneys can be adjusted for different ceiling heights. See the following chart.

Vented Installations		
	Min. ceiling height	Max. ceiling height
Electric cooking surface	7' 9" (2.36 m)	10' 2" (3.1 m)
Gas cooking surface	8' 3" (2.51 m)	10' 2" (3.1 m)

**\*NOTE:** The range hood chimneys are adjustable and designed to meet varying ceiling or soffit heights depending on the distance "X" between the bottom of the range hood and the cooking surface. For higher ceilings, an Extension Kit Part Number W10352733 is available from your dealer or an authorized parts distributor. The chimney extension replaces the upper chimney shipped with the range hood.

## PRODUCT DIMENSIONS

### Vented Installations



### VENTING REQUIREMENTS

- Vent system must terminate to the outdoors.
- Do not terminate the vent system in an attic or other enclosed area.
- Do not use 4" (10.2 cm) laundry-type wall caps.
- Use metal vent only. Rigid metal vent is recommended. Plastic or metal foil vent is not recommended.
- The length of vent system and number of elbows should be kept to a minimum to provide efficient performance.

### For the most efficient and quiet operation:

- Use no more than three 90° elbows.
- Make sure there is a minimum of 24" (61.0 cm) of straight vent between the elbows if more than 1 elbow is used.
- Do not install 2 elbows together.
- Use clamps to seal all joints in the vent system.
- The vent system must have a damper. If the roof or wall cap has a damper, do not use the damper supplied with the range hood.
- Use caulking to seal exterior wall or roof opening around the cap.
- The size of the vent should be uniform.

### Venting Methods

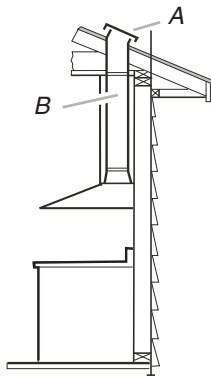
#### Typical Internal Blower Motor System Venting Installations

A 10" (25.4 cm) round vent system is needed for installation (not included). The range hood exhaust opening is 10" (25.4 cm) round.

**NOTE:** Flexible vent is not recommended. Flexible vent creates back pressure and air turbulence that greatly reduce performance.

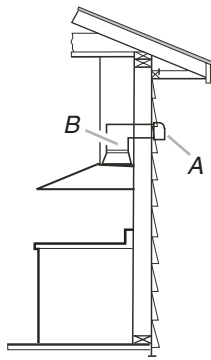
Vent system can terminate either through the roof or wall. To vent through the wall, a 90° elbow is needed.

### Roof Venting



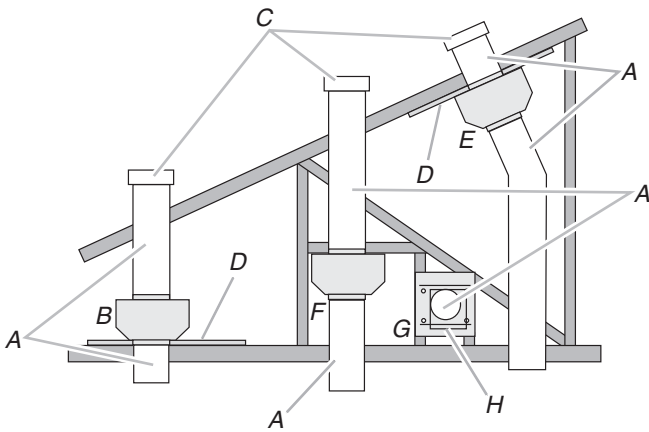
A. Roof cap  
B. 10" (25.4 cm) round vent

### Wall Venting



A. Wall cap  
B. 10" (25.4 cm) round vent

### Typical In-line Blower Motor System Venting Installations



- A. 10" (25.4 cm) round vent
- B. Mount on top of ceiling joists.
- C. Roof caps
- D. Plywood (optional on some installations)
- E. Mount on underside of roof rafters.
- F. Mount from cross-members tied to trusses.
- G. Duct horizontal; mount to cross-members tied to trusses.
- H. Wall cap

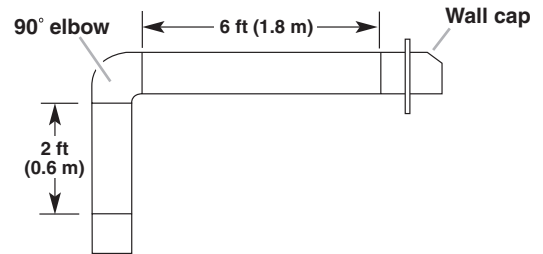
### Calculating Vent System Length

To calculate the length of the system you need, add the equivalent feet (meters) for each vent piece used in the system.

Vent Piece	Equivalent Length
45° elbow	2.5 ft (0.8 m)
90° elbow	5.0 ft (1.5 m)

The maximum equivalent vent lengths are:  
10" (25.4 cm) round vent - 60 ft (18.3 m)

### Example vent system



The following example falls within the maximum recommended vent length.

1 - 90° elbow	= 5.0 ft (1.5 m)
1 - wall cap	= 0.0 ft (0.0 m)
8 ft (2.4 m) straight	= 8.0 ft (2.4 m)
<b>Length of system</b>	<b>= 13.0 ft (3.9 m)</b>