

BI-36RG/O



FEATURES

Monitor and control remotely with Wi-Fi connectivity

Accepts custom panels for an integrated look within cabinetry or stainless-steel accessory panels and handles to match other Sub-Zero, Wolf, and Cove products

Fight spoilage and odors with a NASA-inspired air purification system

Locks in cold air to ensure freshness with magnetic door seals

Keeps produce fresher with high-humidity, sealed crisper and deli drawers, kept cooler than the rest of the unit

Controls temperature within one degree of setpoint

Display food via a single, triple-pane and UV-resistant glass door

Ensures excellent visibility with bright halogen lights

Refer to freshness cards for tips on food preservation, use, and care

ACCESSORIES

66" Dual Flush Inset Stainless Grille Panel

90° Door Stop

Air Purification Cartridge

Custom Side Panel Mounting Kit

Dual Installation Kit

Egg Container

Extended Framed Handle Kit

Framed Handle

Framed Louvered Grille Insert

Pro Louvered Flush Inset Grille - 84"

Stainless Steel Dual Flush Inset Door Panel with Pro Handle - LH

Stainless Steel Dual Flush Inset Door Panel with Pro Handle - RH

Stainless Steel Dual Flush Inset Door Panel with Tubular Handle - LH

Stainless Steel Dual Flush Inset Door Panel with Tubular Handle - RH

Stainless Steel Dual Flush Inset Grille Panel

Stainless Steel Flush Inset Door Panel with Pro Handle - Left Hinge

Stainless Steel Flush Inset Door Panel with Pro Handle - Right Hinge

Stainless Steel Flush Inset Door Panel with Tubular Handle - Left Hinge

Stainless Steel Flush Inset Door Panel with Tubular Handle - Right Hinge

Stainless Steel Flush Inset Grille Panel


Stainless Steel Kickplate - Left Hinge

Stainless Steel Kickplate - Right Hinge

Stainless Steel Side Panel

White Side Panel

Dual Installation Kit with Dual Wide Grille



HANDLE ACCESSORIES

PRO



TUBULAR



PRODUCT DETAILS

REFRIGERATOR

- LED refrigerator lights
- 4 glass refrigerator shelves (3 adjustable; 1 stationary)
- 1 high-humidity crisper drawer with adjustable dividers
- 2 storage drawers with adjustable dividers
- 1 adjustable dairy compartment

Flush inset panels in stainless steel with tubular or pro handles

Full-length standard and extended framed handles

Stainless Steel Pro Handles

Stainless Steel Tubular Handles

Built-In Louvered Grilles

Built-In Overlay or Flush Inset Grille Frames

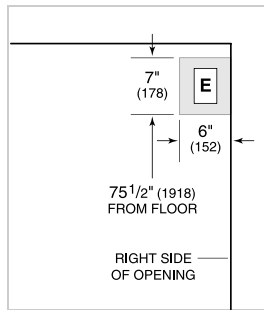
Accessories are available through an authorized dealer.
For local dealer information, visit subzero-wolf.com/locator.

Specifications are subject to change without notice. This information was generated on March 20, 2019. Verify specifications prior to finalizing your cabinetry/enclosures.

PRODUCT SPECIFICATIONS

Model	BI-36RG/O
Dimensions	36"W x 84"H x 24"D
Door Clearance	37 1/4"
Weight	430 lbs
Refrigerator Capacity	23.3 cu. ft.
Electrical Supply	115 VAC, 60 Hz
Electrical Service	15 amp dedicated circuit
Receptacle	3-prong grounding-type

ELECTRICAL



PANEL SPECIFICATIONS For complete panels specifications including width/height, weight requirements, thickness requirements and offset details visit subzero-wolf.com/builtinconfigurator.

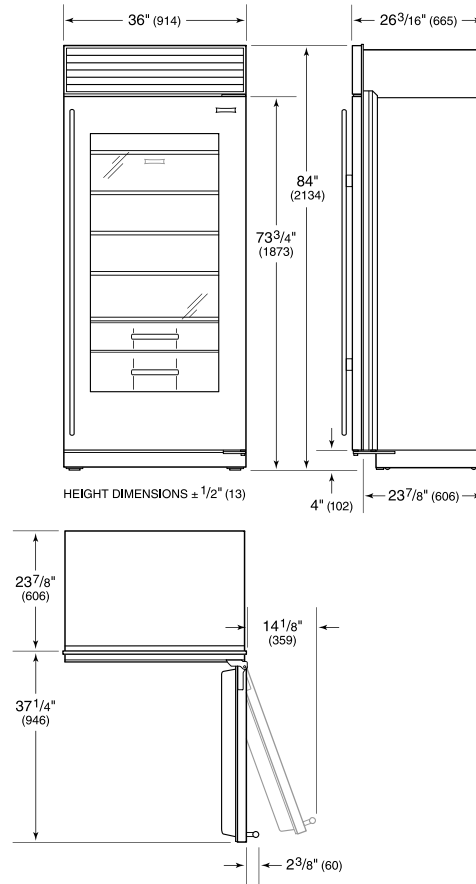
NOTE: Dimensions in parenthesis are in millimeters unless otherwise specified

INTERIOR VIEW

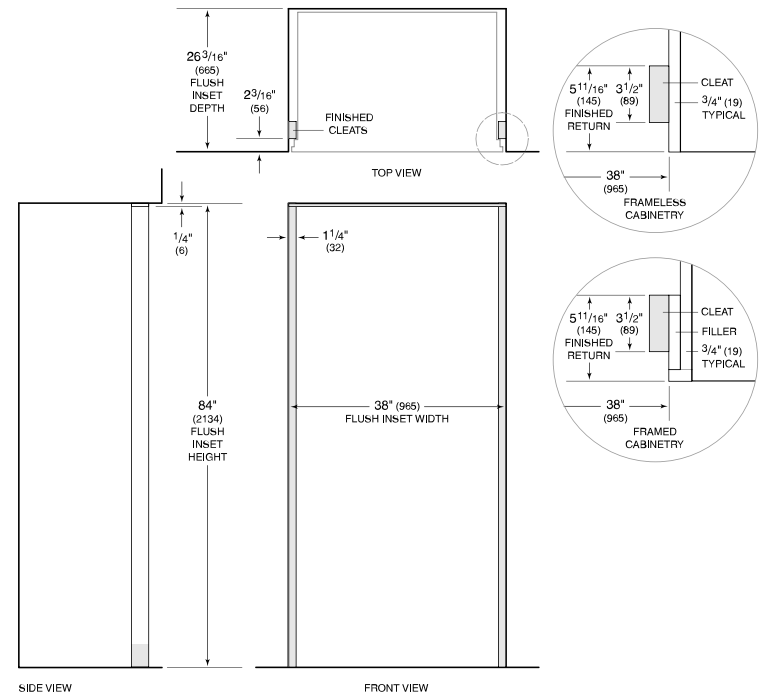


This illustration is intended for interior reference only and may not represent the exterior of the model being specified.

DIMENSIONS



FLUSH INSET INSTALLATION



NOTE: 3/16" (89) finished returns and shaded areas will be visible and should be finished to match cabinetry. Shaded line represents profile of unit with 3/4" (19) panel.