

IC-18FI



FEATURES

Every Sub-Zero integrated refrigerator or freezer comes ready to be fitted with custom panels and handles for seamless installation with surrounding cabinetry

Water-filtration system for ice reduces contaminants, chlorine taste and odor

Smart-touch controls for streamlined access to more settings

Soft-on LED lights for varying degrees of brightness

Uniform 84" height

Automatic ice maker with "max ice" feature

All-freezer storage solves capacity problems

Rigorously tested in our U.S. manufacturing facilities to ensure at least 20 years of heavy use

Exceptional 24/7 support from our Customer Care team based in Madison, Wisconsin and just footsteps from our factory

ACCESSORIES

Dual installation kit for installation with column or tall models

Stainless steel front panels with tubular or pro handles

Stainless steel kickplate

Stainless steel pro handles

Stainless steel tubular handles

Replacement water filter

Accessories are available through an authorized Sub-Zero dealer. For local dealer information, visit subzero-wolf.com/locator.



HANDLE ACCESSORIES

PRO



TUBULAR



PRODUCT DETAILS

FREEZER

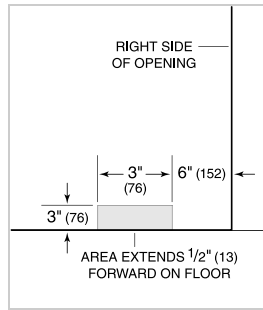
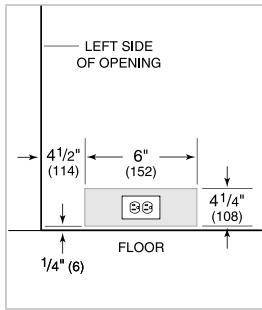
- 3 Adjustable wire shelves
- 2 Storage drawers
- 4 Adjustable door shelves
- Ice drawer
- Automatic ice maker

PRODUCT SPECIFICATIONS

| | |
|--------------------|---|
| Model | IC-18FI |
| Dimensions | 18"W x 84"H x 24"D |
| Door Clearance | 16 1/2" |
| Weight | 260 lb |
| Freezer Capacity | 8.4 cu ft |
| Electrical Supply | 115 VAC, 60 Hz |
| Electrical Service | 15 amp circuit |
| Plumbing Supply | 1/4" OD copper, braided stainless steel or PEX tubing |
| Plumbing Pressure | 35-120 psi |

ELECTRICAL

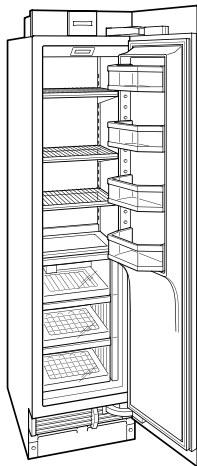
PLUMBING



PANEL SPECIFICATIONS

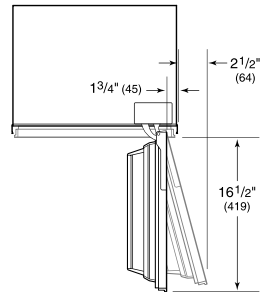
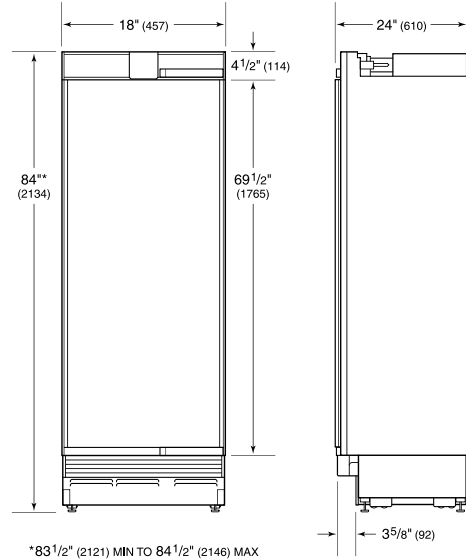
For complete panels specifications including width/height, weight requirements and thickness requirements visit subzero-wolf.com/integratedconfigurator.

INTERIOR VIEW

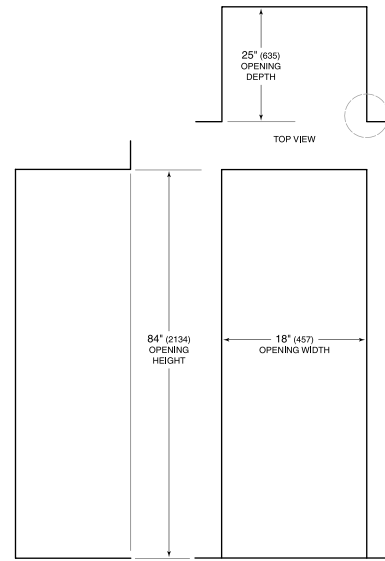


This illustration is intended for interior reference only and may not represent the exterior of the model being specified.

DIMENSIONS



STANDARD INSTALLATION



NOTE: 3 1/2" (89) finished returns will be visible and should be finished to match cabinetry.

