

CE365T/S

**FEATURES**

Accommodates different pans sizes easily due to two elements and three zones

Controls performance with high-frequency pulsation technology

Revel in a true simmer setting for soups, sauces, and more

Set it super-low for fine chocolate and other delicate foods

Designed to stand on its own and integrate nicely into any style

Offers both True Simmer and Melt settings

Cleanup is a snap with the black ceramic glass surface

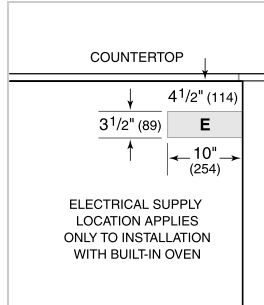
**COOKTOP SPECIFICATIONS**

- Black glass ceramic surface
- Triple-zone, dual zone and bridge-zone elements
- True simmer and melt settings
- 1 - 1,050/1,950/2,700 W element
- 1 - 700/2,200 W element
- 1 - 1,200 W element
- 2 - 1,800 W elements with bridge

**PRODUCT SPECIFICATIONS**

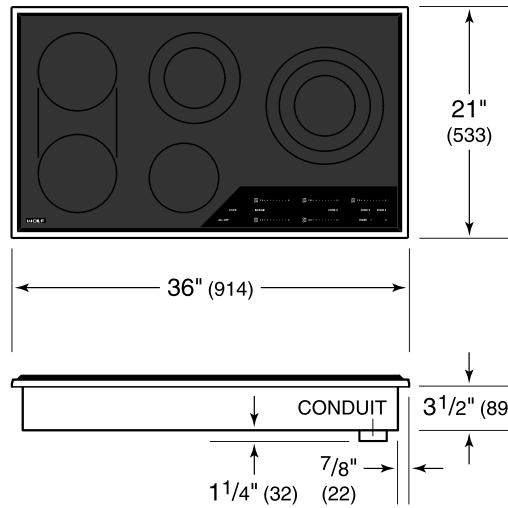
Model	CE365T/S
Dimensions	36"W x 3 1/2"H x 21"D
Electrical Supply	3-wire, 240 VAC, 60 Hz
Electrical Service	50 amp dedicated circuit
Conduit Length	4 Feet

**ELECTRICAL**

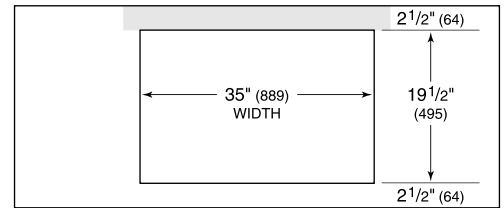


**NOTE:** Dimensions in parenthesis are in millimeters unless otherwise specified

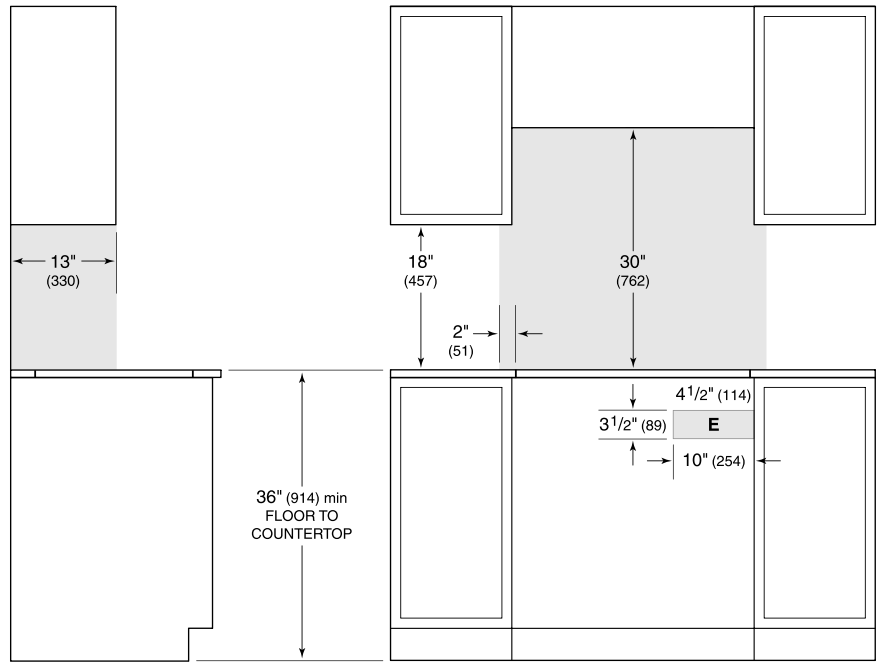
**DIMENSIONS**



**STANDARD INSTALLATION**



COUNTERTOP CUT-OUT



SIDE VIEW

FRONT VIEW

**NOTE:** Shaded area above countertop indicates minimum clearance to combustible surfaces, combustible materials cannot be located within this area. Electrical supply location only applies to installations with built-in oven.