

CG243TF/S



## FEATURES

The power of Wolf in a small size

Pairs well with Wolf module and transitional framed induction cooktops

Dual-stacked burners go from 18,000 Btu down to a mere breath of flame

Lower tier of dual-stacked burner lets you simmer and melt

Spark ignition system re-ignites if flame goes out

Easy-clean seamless burner pan

Stylish stainless control knobs capped in black

Continuous cast-iron grate for easy movement of pots and pans

Rigorously tested in our U.S. manufacturing facilities for decades of use

Exceptional 24/7 support from our Customer Care team in Madison

## ACCESSORIES


Filler Strip

Filler Strip for Downdraft

Single Burner Wok Grate

Accessories available through an authorized dealer.

For local dealer information, visit [subzero-wolf.com/locator](http://subzero-wolf.com/locator).



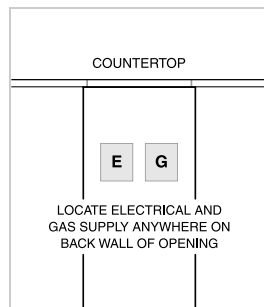
## COOKTOP SPECIFICATIONS

- 1 - 9,200 Btu Burner
- 1 - 12,000 Btu Burner
- 1 - 18,000 Btu Burner

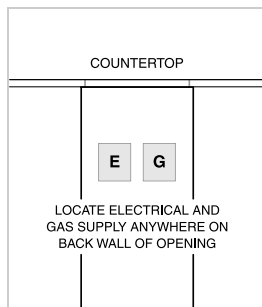
**PRODUCT SPECIFICATIONS**

Model	CG243TF/S
Dimensions	23 5/8"W x 4"H x 21"D
Weight	30 lbs
Electrical Supply	120 VAC, 60 Hz
Electrical Service	15 amp dedicated circuit
Gas Supply	3/4" ID line
Gas Inlet	1/2" NPT female

**ELECTRICAL**

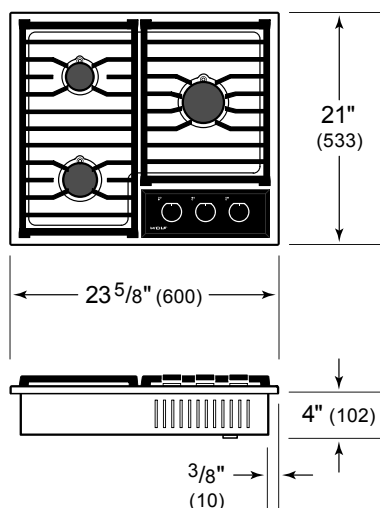


**GAS**

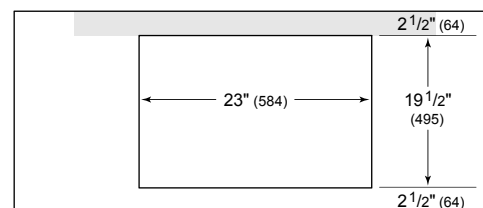


**NOTE:** Dimensions in parenthesis are in millimeters unless otherwise specified

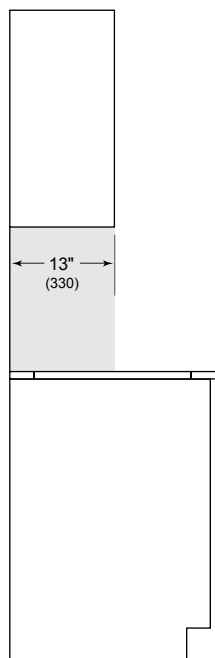
**DIMENSIONS**



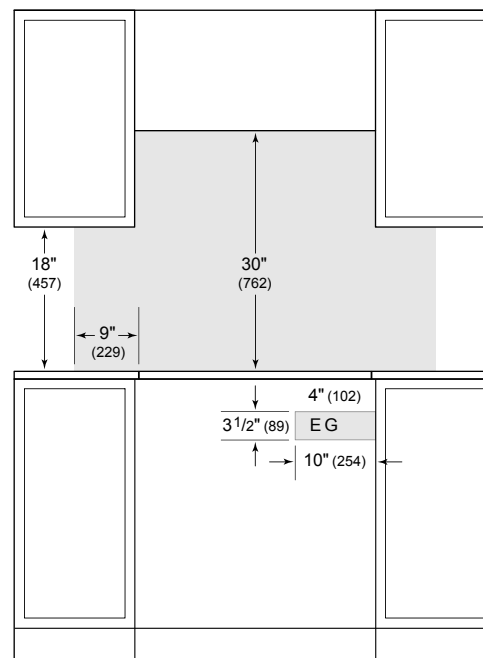
**STANDARD INSTALLATION**



COUNTERTOP CUT-OUT



SIDE VIEW



FRONT VIEW

**NOTE:** Shaded area above countertop indicates minimum clearance to combustible surfaces, combustible materials cannot be located within this area. Electrical and gas supply location only applies to installations with built-in oven.